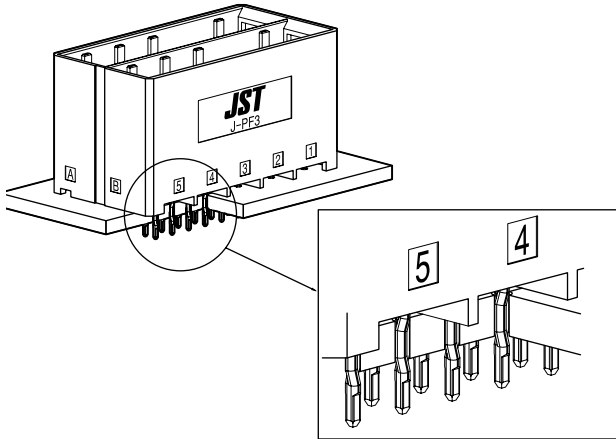




# JFA CONNECTOR J-PF3 PRESS FIT TYPE



- Press fit contact is adopted.
- Easy PC board layout
- Use the receptacle contact of J300 series

## Specifications

- Current rating: (AC, DC)


Unit: A

Circuits	Wire size (AWG)					
	#14	#16	#18	#20	#22	#24
4	13.0	11.5	9.5	8.0	6.5	5.5
5	13.0	11.5	9.5	8.0	6.5	5.5
6	12.5	11.0	9.0	7.5	6.0	5.0
10	11.5	10.0	8.5	7.0	5.5	4.5

- Voltage rating: 250 V
- Temperature range: -55°C to +105°C  
(including temperature rise in applying electrical current)
- Applicable PC board thickness: 2.4 to 3.4 mm
- \* In using the products, refer to "Handling Precaution for Terminal and Connector" described on our website (Technical documents of Product information page).
- \* Contact JST for details.
- \* RoHS2 compliance.

## Standards

 Recognized E60389

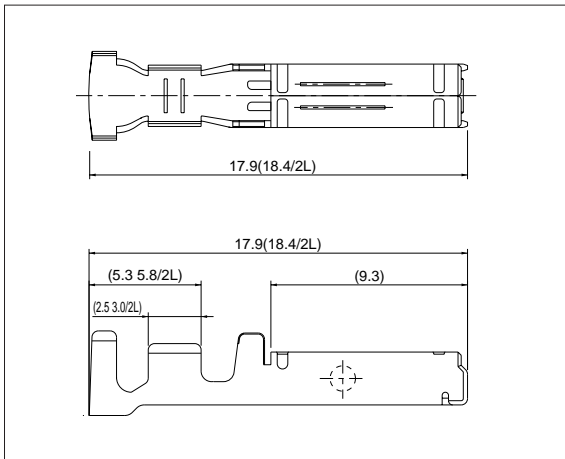
 R50133261

## Assembly layout

			When using J-PF3 receptacle	When using J-PF3 receptacle modular
Wire-to-board	Top entry type	Single-row		
		Double-row		

# J300 SERIES/J-PF3 PRESS FIT TYPE

## Receptacle contact



Model No.		Applicable wire			Insulation O.D. (mm)	Q'ty	
Strip contact	Loose piece	Size	mm <sup>2</sup>	AWG#		reel	Box (Loose piece)
SF3F-002(*)-P2.0	BF3F-002(*)-P2.0	S	0.08~0.20	28~24	0.8~1.4	3,700	1,000
SF3F-01(*)-P2.0	BF3F-01(*)-P2.0	M	0.20~0.50	24~20	1.2~2.6	3,700	1,000
SF3F-41(*)-P2.0	LF3F-41(*)-P2.0	L	0.50~1.25	20~16	1.8~2.8	3,200	1,000
*SF3F-71(*)-P2.0	*BF3F-71(*)-P2.0	2L	1.25~2.0	16~14	2.4~3.4	3,200	1,000

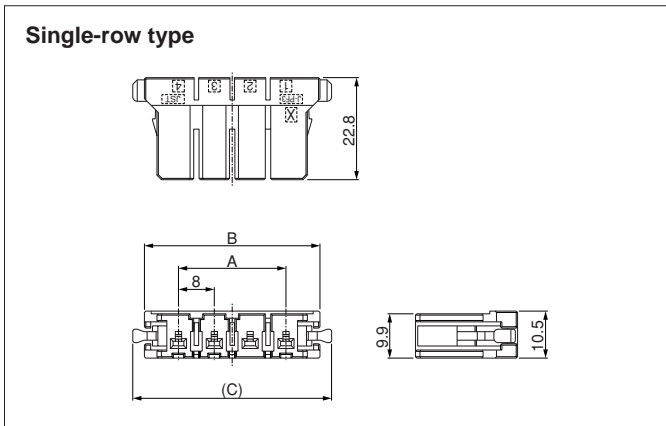
### Material and Finish

Copper alloy (superior conductivity), nickel-undercoated, selective gold-plated

### RoHS2 compliance

Note: Finish (\*):GF...Nickel-undercoated, 0.38 μm selective gold-plated  
 GI...Nickel-undercoated, 0.76 μm selective gold-plated

## Receptacle housing



Circuits	Keying	Model No.	Dimensions (mm)			Q'ty/ bag
			A	B	C	
4	X	JPF3FSS-04V-KX	24.0	39.2	44.4	100
	Y	JPF3FSS-04V-KY	24.0	39.2	44.4	100
	V	*JPF3FSS-04V-KV	24.0	39.2	44.4	100
	W	*JPF3FSS-04V-KW	24.0	39.2	44.4	100
5	X	JPF3FSS-05V-KX	32.0	47.2	52.4	100
	Y	JPF3FSS-05V-KY	32.0	47.2	52.4	100
	V	*JPF3FSS-05V-KV	32.0	47.2	52.4	100
	W	*JPF3FSS-05V-KW	32.0	47.2	52.4	100

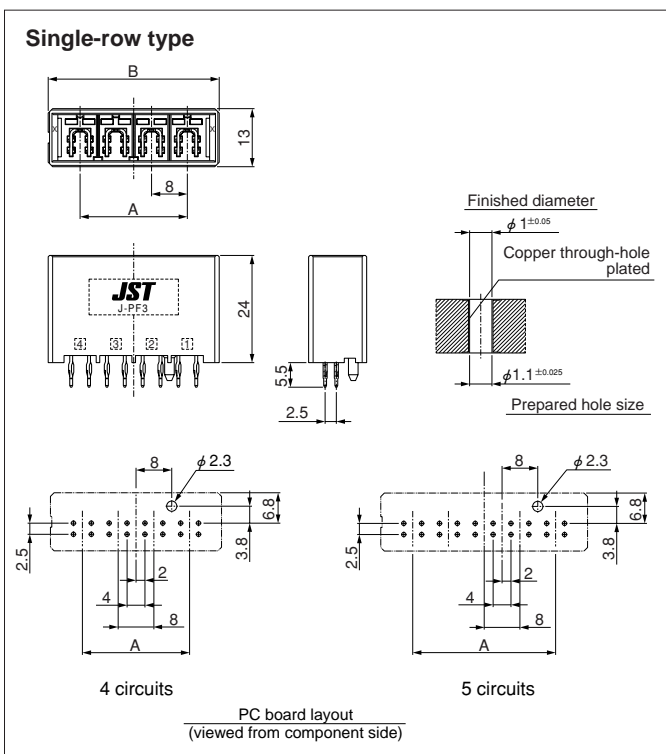
### Material and Finish

Thermoplastic resin, UL94V-0, black

### RoHS2 compliance

Note: 1. Not TÜV approved.  
 2. \*Marked products are not approved by UL/TÜV standards.

## Header Top entry type (Press fit type)



Circuits	Keying	Model No.	Dimensions (mm)		Q'ty/ box
			A	B	
4	X	B04B-JPF3SK-GKXR	24.0	38.3	168
	Y	B04B-JPF3SK-GKYR	24.0	38.3	168
	V	*B04B-JPF3SK-GKVR	24.0	38.3	168
	W	*B04B-JPF3SK-GKWR	24.0	38.3	168
5	X	B05B-JPF3SK-GKXR	32.0	47.2	144
	Y	B05B-JPF3SK-GKYR	32.0	47.2	144
	V	*B05B-JPF3SK-GKVR	32.0	47.2	144
	W	*B05B-JPF3SK-GKWR	32.0	47.2	144

### Material and Finish

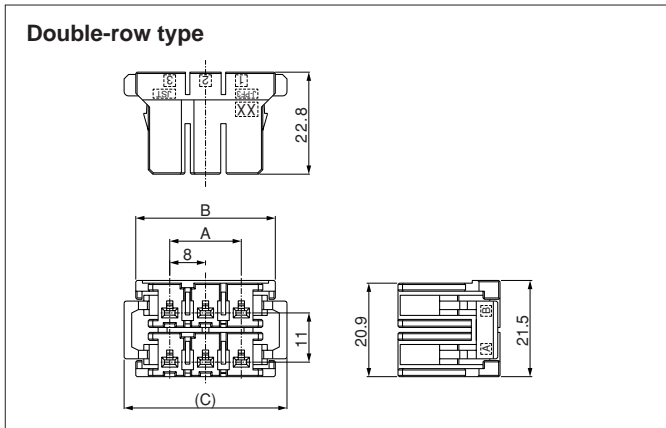
Post: Copper alloy, gold-plated  
 Housing: Thermoplastic resin, UL94V-0, black

### RoHS2 compliance

Note: 1. Contact JST for jig for press fit.  
 2. Not TÜV approved.  
 3. \*Marked products are not approved by UL/TÜV standards.

# J300 SERIES/J-PF3 PRESS FIT TYPE

## Receptacle housing



Circuits	Keying	Model No.	Dimensions (mm)			Q'ty/ bag
			A	B	C	
6	XX	<b>JPF3FMS-06V-KXX</b>	16.0	31.2	36.4	100
	YY	<b>JPF3FMS-06V-KYY</b>	16.0	31.2	36.4	100
	XY	<b>JPF3FMS-06V-KXY</b>	16.0	31.2	36.4	100
	YX	<b>*JPF3FMS-06V-KYX</b>	16.0	31.2	36.4	100
10	XX	<b>JPF3FMS-10V-KXX</b>	32.0	47.2	52.4	100
	YY	<b>JPF3FMS-10V-KYY</b>	32.0	47.2	52.4	100
	XY	<b>JPF3FMS-10V-KXY</b>	32.0	47.2	52.4	100
	YX	<b>*JPF3FMS-10V-KYX</b>	32.0	47.2	52.4	100

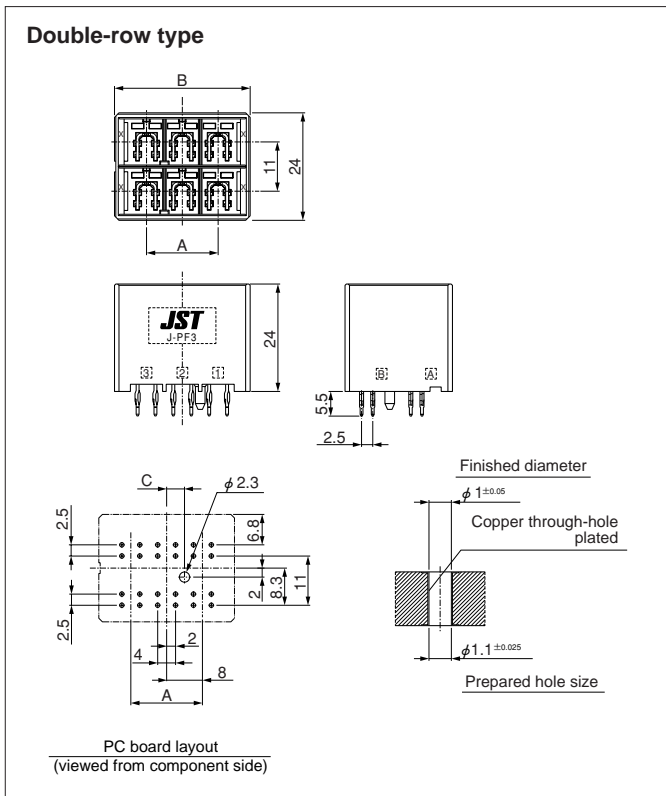
### Material and Finish

Thermoplastic resin, UL94V-0, black

### RoHS2 compliance

- Note: 1. Not TÜV approved.  
2. \*Marked products are not approved by UL/TÜV standards.

## Header Top entry type (Press fit type)



Circuits	Keying	Model No.	Dimensions (mm)			Q'ty/ box
			A	B	C	
6	XX	<b>B06B-JPF3MK-GKXXR</b>	16.0	30.3	4.0	144
	YY	<b>B06B-JPF3MK-GKYXR</b>	16.0	30.3	4.0	144
	XY	<b>B06B-JPF3MK-GKXYR</b>	16.0	30.3	4.0	144
	YX	<b>*B06B-JPF3MK-GKYXR</b>	16.0	30.3	4.0	144
10	XX	<b>B10B-JPF3MK-GKXXR</b>	32.0	46.3	12.0	96
	YY	<b>B10B-JPF3MK-GKYXR</b>	32.0	46.3	12.0	96
	XY	<b>B10B-JPF3MK-GKXYR</b>	32.0	46.3	12.0	96
	YX	<b>*B10B-JPF3MK-GKYXR</b>	32.0	46.3	12.0	96

### Material and Finish

Post: Copper alloy, gold-plated  
Housing: Thermoplastic resin, UL94V-0, black

### RoHS2 compliance

- Note: 1. Contact JST for jig for press fit.  
2. Not TÜV approved.  
3. \*Marked products are not approved by UL/TÜV standards.

# J300 SERIES/J-PF3 PRESS FIT TYPE

## Model number identification

### Receptacle contact

**S F3 F - 41 GF - P 2.0**

Form: S...Strip form, B...Loose piece L...Loose piece with curled barrels					
Series name					
Kind of terminal: F...Receptacle contact					
Applicable wire: 002...AWG #28 ~ #24, 01...AWG #24 ~ #20, 41...AWG #20 ~ #16, 71...AWG #16 ~ #14					
Surface finish: GF...Nickel-undercoated, 0.38 μm selective gold-plated Gl...Nickel-undercoated, 0.76 μm selective gold-plated					
Material: P...Copper alloy					
Terminal size					

### Receptacle housing

**JPF3 F S S - 04 V - K X**

Series name					
Type of connector: F...Receptacle housing					
Rows: S...Single-row M...Double-row					
Mounting arrangement: S...Side locking					
Circuits: 4 ~ 6, 10					
Flammability: V...UL94V-0					
Color indication: K...Black					
Keying: X...X-Keying, Y...Y-Keying, XX...XX-Keying, YY...YY-Keying, XY...XY-Keying, YX...YX-Keying, V...V-Keying, W...W-Keying					

### Header

**B 05 B - JPF3 S K - GK X R**

PC board mounting direction: B...Top entry type					
Circuits: 4 ~ 6, 10					
Product name: Header					
Series name					
Rows: S...Single-row M...Double-row					
Color indication: K...Black					
Surface finish: GK...Nickel-undercoated, 0.76 μm selective gold-plated					
Keying: X...X-Keying, Y...Y-Keying, XX...XX-Keying, YY...YY-Keying, XY...XY-Keying, YX...YX-Keying, V...V-Keying, W...W-Keying					
Packaging form: R...Tray					