

Data sheet

Patch cord SPE AWG 26/7 PUR 0.5 m

Page 1/7

P/N

1462220505-E

EAN 4251394661087

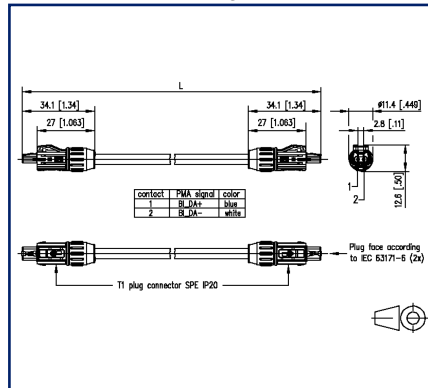
2024/01/22

Version: A

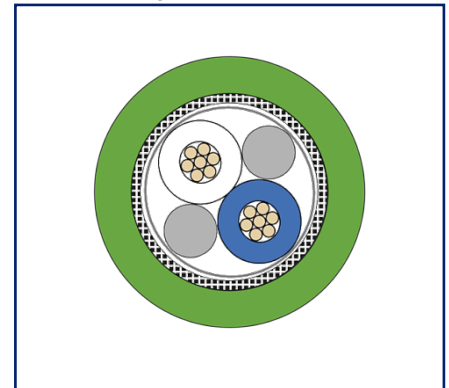
Illustrations



Dimensional drawing



Principle diagram



See enlarged drawings at the end of document

Product specification

- Patch cord SPE Industry IP20 shielded
- AWG 26/7 PUR 0.5 m green
- 2 x SPE T1 fully shielded
- suitable for PoDL
- for transmission rates up to 1000 Mbit/s

P | Cabling

Data sheet

Page 2/7

Patch cord SPE AWG 26/7 PUR 0.5 m

P/N

1462220505-E

EAN 4251394661087

2024/01/22

Version: A

Technical Data

General Data

Mechanical measurement according to MICE	M1
Ingress measurement according to MICE	I1
Climatic measurement according to MICE	C1
Electromagnetic measurement according to MICE	E2
Design	patch cord
Cable length (m)	0.5 m
Cable length (ft)	1.64 ft
Cable	
Cable Type	S/FTP
Wiring	1:1
Wire color	white, blue
Color - cable jacket	green
Transmission properties	SPE
Connection 1	
Shielding	shielded
Dimension (L x W x H)	34.1 mm x 11.4 mm x 12.6 mm
Dimension (L x W x H)	1.343 in. x 0.449 in. x 0.496 in.
Connection 2	
Shielding	shielded
Dimension (L x W x H)	34.1 mm x 11.4 mm x 12.6 mm
Dimension (L x W x H)	1.343 in. x 0.449 in. x 0.496 in.

Connections/interfaces

Cable	
Conductor cross section AWG	26
Conductor diameter (mm)	0.5 mm
Conductor diameter (inch)	0.02 in.
Cable construction	1x2
Outer diameter cable jacket (mm)	4.7 mm
Outer diameter cable jacket (inch)	0.185 in.

P | Cabling

Data sheet

Page 3/7

Patch cord SPE AWG 26/7 PUR 0.5 m

P/N

1462220505-E

EAN 4251394661087

2024/01/22

Version: A

Technical Data

Connections/interfaces

Connection 1

Connector type	SPE
Coding	T1
Type of plug contact, field side	Male (plug)
Cable feed arrangement, field side	straight
Number of poles	2
Pin Assignment	1:1
Latching lever protection	yes

Connection 2

Connector type	SPE
Coding	T1
Type of plug contact, field side	Male (plug)
Cable feed arrangement, field side	straight
Number of poles	2
Pin Assignment	1:1
Latching lever protection	yes

Electrical characteristics

Cable

Nominal voltage	300 V
-----------------	-------

Connection 1

Current carrying capacity (at 60 °C)	3.5 A
--------------------------------------	-------

Connection 2

Current carrying capacity (at 60 °C)	3.5 A
--------------------------------------	-------

Mechanical data

Cable

torsional	no
drag chain suitable	no
Bending radius (fixed)	4 x Ø cable
Bending radius (moved)	8x Ø cable



P | Cabling

Data sheet

Page 4/7

Patch cord SPE AWG 26/7 PUR 0.5 m

P/N

1462220505-E

EAN 4251394661087

2024/01/22

Version: A

Technical Data

Mechanical data

Connection 1

Mechanical life min. 750 mating cycles

Connection 2

Mechanical life min. 750 mating cycles

Transmission characteristics

PoDL IEEE 802.3bu (remote power via PoDL = Power over Data Line)

Transmission rate up to 10 Mbit/s IEEE 802.3cg (10BASE-T1)

Transmission rate up to 100 Mbit/s IEEE 802.3bw (100BASE-T1)

Transmission rate up to 1000 Mbit/s IEEE 802.3bp (1000BASE-T1)

Materials and material properties

Cable

Material - Cable jacket polyurethane (PUR)

Material - Wire insulation Cell PE

Flame retardancy yes, according to IEC 60332-1-2

Halogen free yes

Oil resistance yes, according to EN IEC 60811-404

Connection 1

Material - Contact Copper alloy

Material - Contact surface gold

Material - Connector housing Plastics

Material - Cap nut Plastics

Connection 2

Material - Contact Copper alloy

Material - Contact surface gold

Material - Connector housing Plastics

Material - Cap nut Plastics

RoHS

compliant

P | Cabling

Data sheet

Page 5/7

Patch cord SPE AWG 26/7 PUR 0.5 m

P/N

1462220505-E

EAN 4251394661087

2024/01/22

Version: A

Technical Data

Environmental conditions

Cable

Temperature range (fixed) -40 °C - 80 °C

Temperature range (fixed) -40 °F - 176 °F

Connection 1

-40 °C

-40 °F

Protection category (mounted)

IP20

Connection 2

Protection category (mounted)

IP20

Standards/Regulations

General requirements

IEC 63171-6: Plug-in face SPE, IEC 61156-12: SPE data cable for flexible application | in accordance with DIN EN 50155: 2018-05 (shock and vibration in accordance with DIN EN 61373-04: category 1, class B)

Degrees of Protection Provided by Enclosures

IEC 60529

Test for vertical flame propagation for a single insulated wire or cable

IEC 60332-1-2

Packing details

Type of packaging

10 pc(s) / plastic bag

P | Cabling

Data sheet

Page 6/7

Patch cord SPE AWG 26/7 PUR 0.5 m

P/N

1462220505-E

EAN 4251394661087

2024/01/22

Version: A

Counterpart

P/N	Designation
EJT61BH010-00G7	SPE PC board jack, angled

© 2023 METZ CONNECT - Technische Änderungen vorbehalten! Subject to modifications! Sous réserve de modifications techniques!



P | Cabling

Data sheet

Patch cord SPE AWG 26/7 PUR 0.5 m

Page 7/7

P/N

1462220505-E

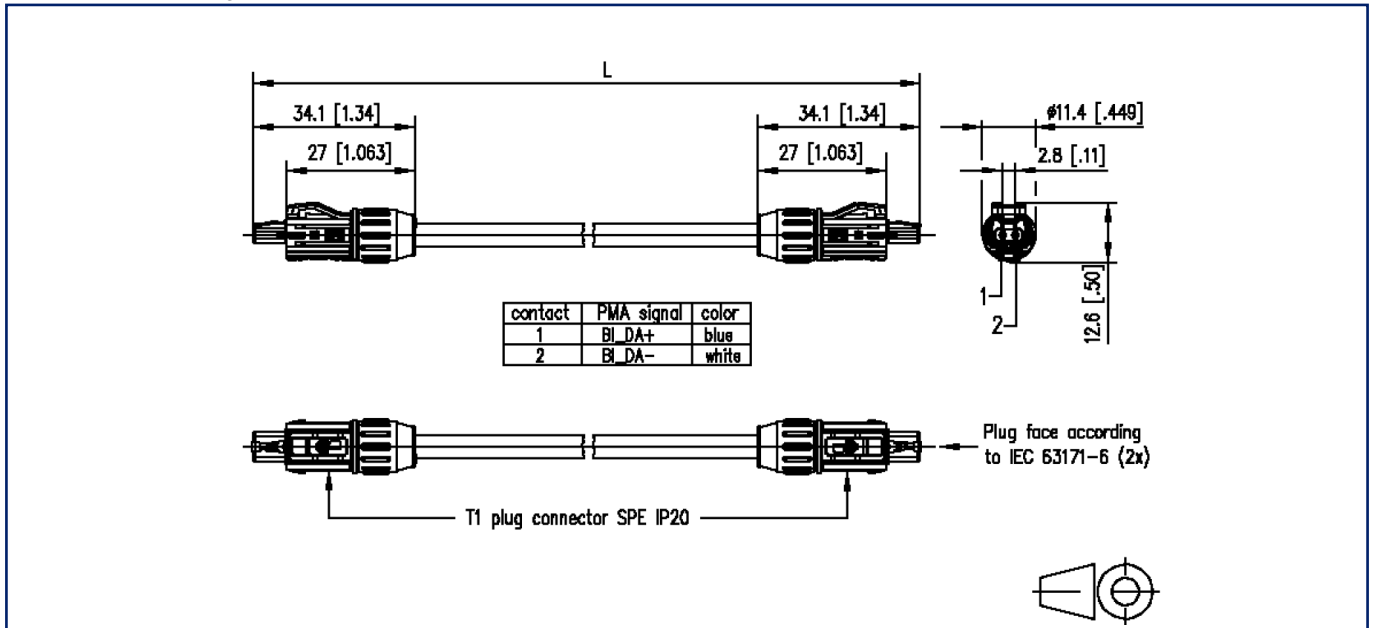
EAN 4251394661087

2024/01/22

Version: A

Illustrations

Dimensional drawing



Principle diagram

